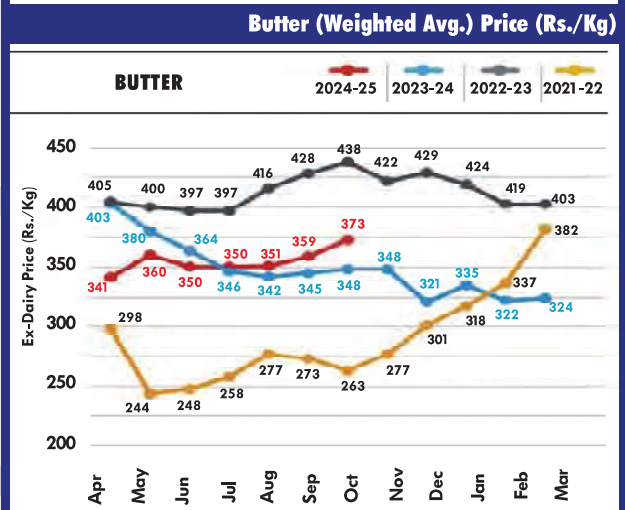
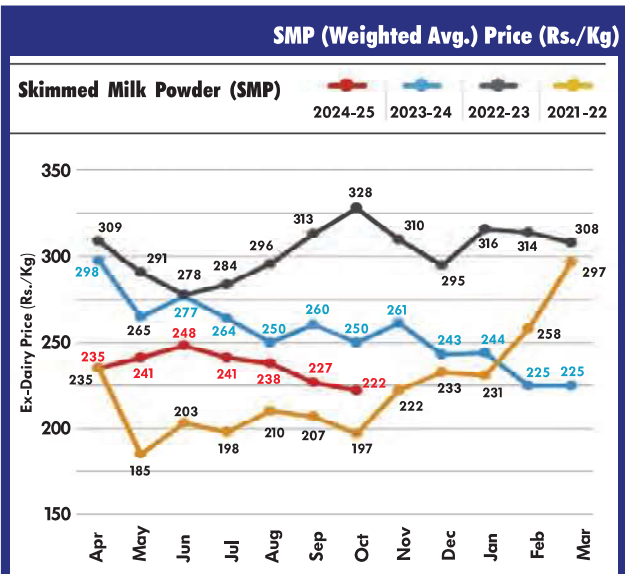


MARKET WATCH

Fresh Pouch Milk MRP (500 ml Pack) as on November 15, 2024

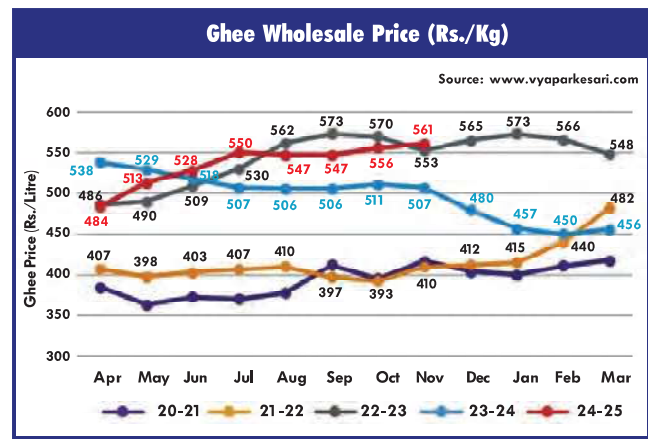
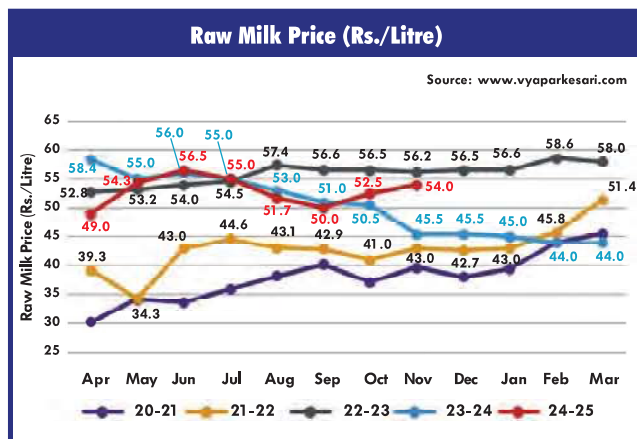
Market	Brand	FAT %			
		3.0	3.5	4.5	6.0
Ahmedabad	Amul	27		30	33
	Maahi	27			33
Amaravati	Shreeja	27		30	36
Bengaluru	Nandini	22	24	25	26 ^f
Bhopal	Sanchi	26		29	32
Chandigarh	Verka			31	34
	Vita	27		30	33
Chennai	Aavin	20		22	30
Delhi	Amul	28			34
	DMS	28			34
	Mother Dairy	28		29 ^b	34
Gangtok	Sikkim Milk	31		33 ^b	
Guwahati	Purabi	30	32	33	36
Hyderabad	Vijaya	29	29	31	36
Jaipur	Paayas	26			35
	Saras	26		29	33
Jammu and Srinagar	Amul	28		31	34
	Snow Cap	27		31	
Kolkata	Banglar Dairy	24 ^a		26	
Leh	Ladakh Oma		35		
Lucknow	Parag	28			
Mumbai	Amul		28		
	Gokul	27			36 ^e
	Mahanand		28		
	Mother Dairy	27	28 ^b		
	Vikas	27 ^d			
Panaji	Goa Dairy	25 ^e	27	29	
			27	28	32
Patna	Sudha		28	31	
Raipur	Devbhog		28	31	
Ranchi	Medha			30	
	Sudha			29	
Shimla	HIM	30		32	36
Thiruvananthapuram	MILMA	26		29	
Vijayawada	Vijaya				37 ^e

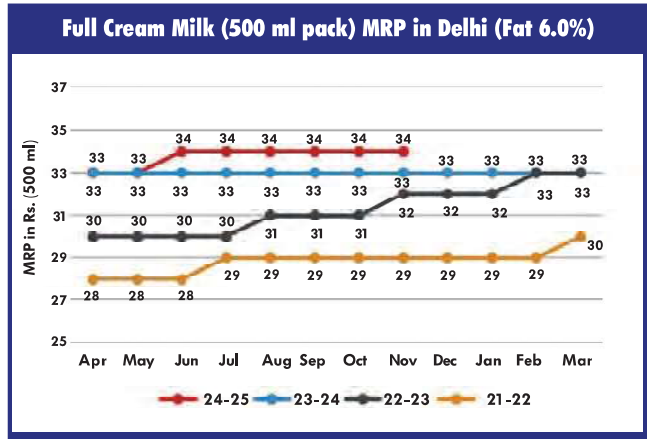
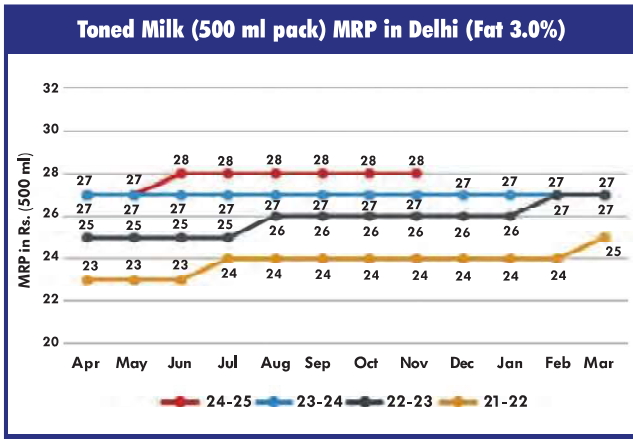
a : 3.2%, b: 4.0%, c: 6.5%, d: 450ml, e: 475ml, f: 510ml



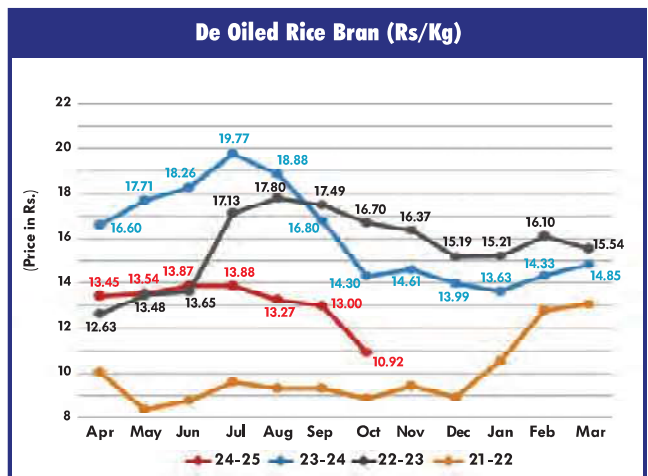
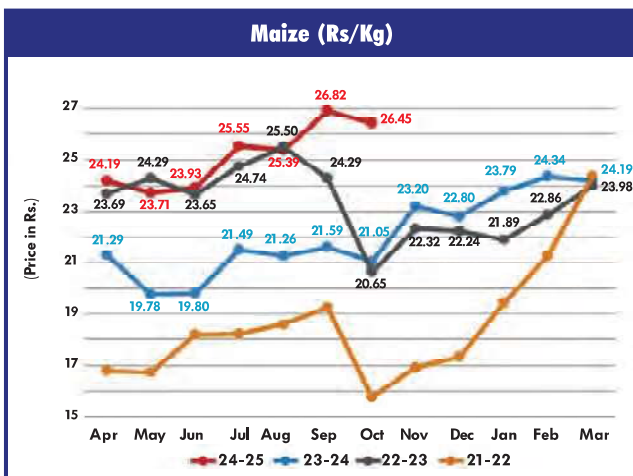
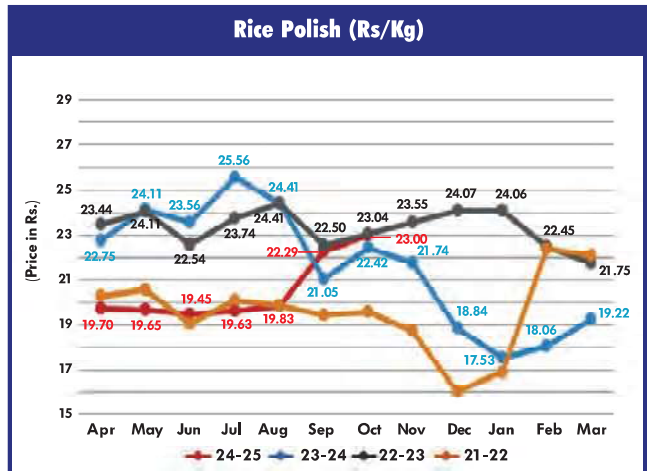
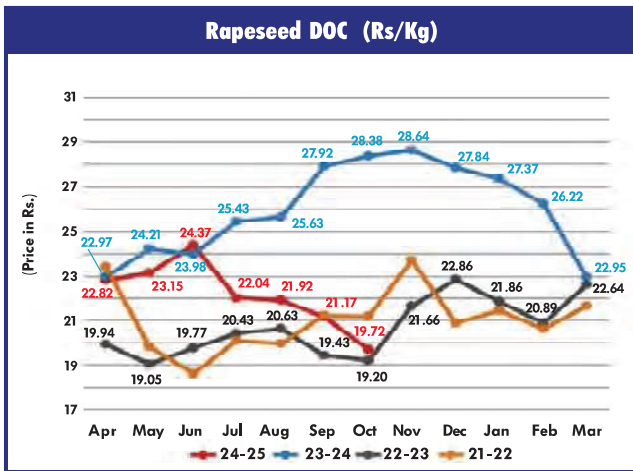
Source:

www.NCDFI.coop | www.NCDFIeMarket.com | [in](#) [f](#) [o](#) [@](#) [t](#) NCDFIcoop





Weighted Average Prices of Cattle Feed Ingredients (FOR Prices in Madhya Pradesh)



Source:  

www.NCDFI.coop | www.NCDFIeMarket.com | [in](#) [f](#) [v](#) [o](#) [@](#) [t](#) [NCDfcoop](#)

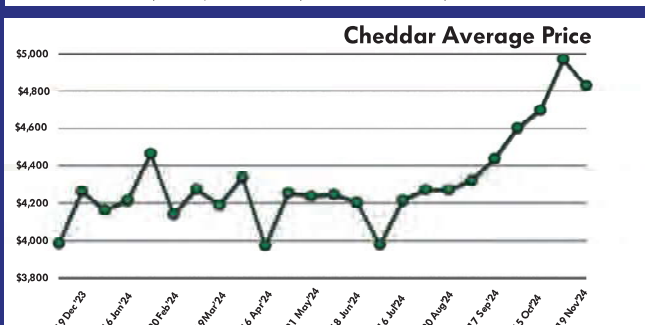
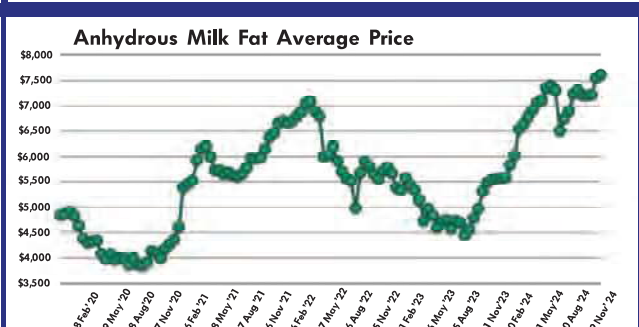
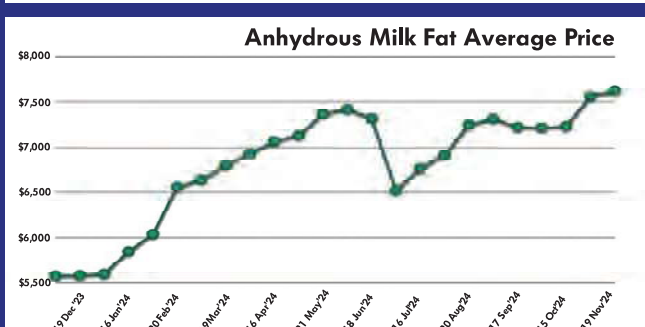
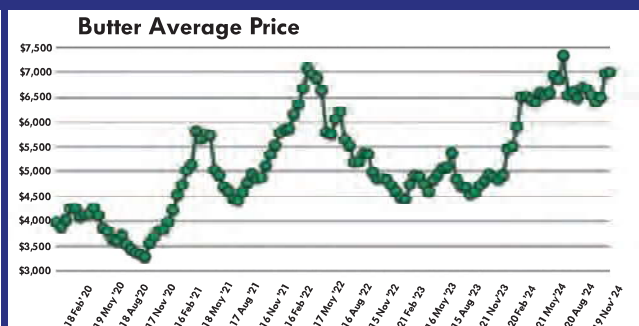
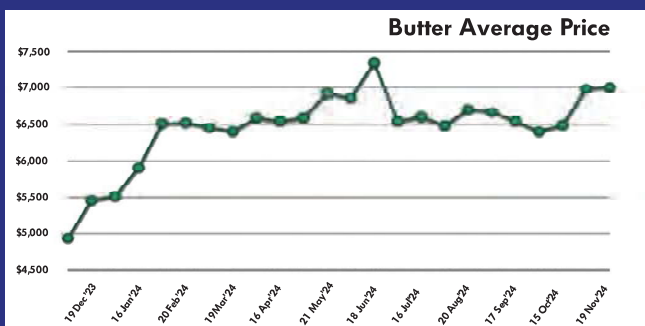
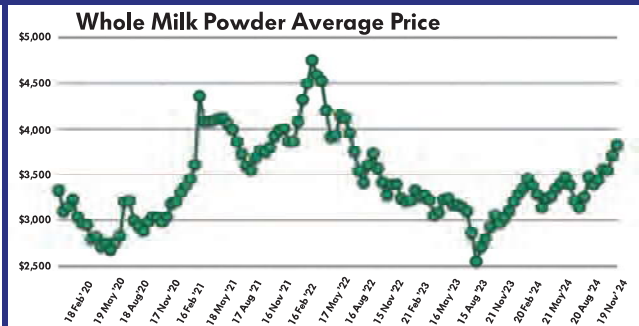
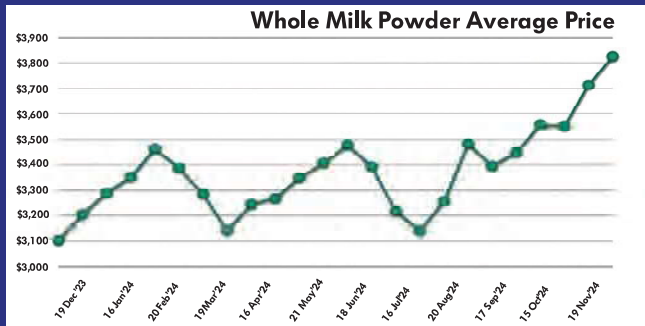
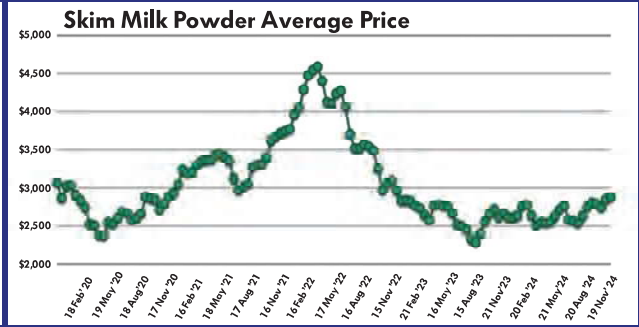
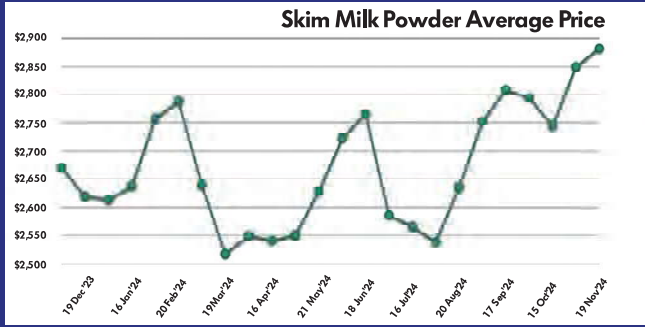
Source:  

www.NCDFI.coop | www.NCDFIeMarket.com | [in](#) [f](#) [v](#) [o](#) [@](#) [t](#) [NCDfcoop](#)

Global Prices in US\$/MT

Last 12 Months

Last 5 Years



(Source: www.globaldairytrade.info)